

Revel Scout Tactical LED Work Light ELRE-SCOUT

This tactical LED scene light is designed to increase the safety of both firefighters and emergency responders. With versatile mounting options – set, hang, strap, spike – and a removable, rechargeable battery, the Revel Scout revolutionizes the operational ease of scene lighting.

Light Where You Need It:

Powered by a removable, rechargeable battery, the Revel Scout is all you need to light both your entire exterior scene and interior work area. Easy to move or position, the Revel Scout's combination of flood and spot light optics increases your overall scene visibility when lighting exterior spaces such as vehicles, structures, parking lots and overhead hazards. It can then be used to continue your work inside for overhaul and other tasks.

Light Performance		High	Medium	Low	Spot
	Light Output (Lumens)	14,000	8,000	2,000	6,000
	Average Run Time (Hours)*	1.2	3	7	3.5

* Run time varies depending on environmental conditions and other factors



Battery Charger
12/24V DC, 120V AC, or 240V AC



Rechargeable
LI-ION Battery



Optional
Mounting Bracket



Optional
Storage Case

Fast, Flexible Deployment



Spike into Drywall



Strap and Secure



Hang Over a Door

Style	Lamp Type	Battery Type	Battery Charge Time	Weight (Light + Battery)	Battery Weight	Overall Dimensions	IP rating	Warranty
ELRE-SCOUT	LED	28V LI-ION	1 hr	12 lbs (5.4 kg)	3 lbs (1.4 kg)	13.25" L x 11.5" W x 11" H (337 x 292 x 279 mm)	IP66	Battery and charger: 1 YEAR Light assembly: 6 YEAR


For ordering instructions and accessories visit akronbrass.com

Revel® LED Scene Light

ELRE-SLDC and ELRE-XLDC

Turn any dark, hazardous situation into daylight with the Revel, Akron's high powered LED scene light. The Revel combines a spot and flood pattern into one powerful 14,000 or 28,000 lumen solution. Direct light evenly across your entire scene with the Revel's enhanced pattern design.

- Combination spot/flood optics
- True surface mount 14,000 and 28,000 lumens
- Push button swivel for simplified, efficient operation
- IP 67 rated



ELRE-SLDC-SF
14,000 Lumens



Powerful Performance

Optic Superiority

Bursting with 14,000 or 28,000 lumens, the Revel is all you need to light your entire scene. The patent-pending combination of spot and flood performance increases your overall scene visibility when lighting your exterior spaces such as vehicles, structures, parking lots and overhead hazards.

Flexible Mounting Options

Available as a true surface mount, the Revel can be easily installed in any location on your truck. Other vehicle mounted configurations include: brow, swivel base, pedestal, push-up, pull-up, air operated, and manual mast.

Simplified Operation

The unique, push button swivel makes adjusting and redirecting your light simple with a gloved hand.

Light Head	Wattage	Voltage	Amps	Lumens	Dimensions (surface)			Dimensions (pole)		
					Height	Width	Depth	Height	Width	Depth
ELRE-SLDC	110	10-32 DC	9.1	14,000	5.25" (133 mm)	7.5" (191 mm)	2.0" (51 mm)	5.25" (133 mm)	7.5" (191 mm)	3.73" (95 mm)
ELRE-XLDC	220	10-32 DC	18.2	28,000	5.25" (133 mm)	13.75" (349 mm)	2.0" (51 mm)	5.25" (133 mm)	13.75" (349 mm)	3.73" (95 mm)

SceneStar® LED Scene Light

ELSS-SLDC, XLDC and ELSS-XLAC

Operating in the dark is difficult and dangerous. Scene lighting is essential for night operations and helps emergency responders spot hazards, creating safe work environments. Akron Brass is committed to protecting those who protect us by presenting a complete line of LED scene lights.

Packed with high performance features, the SceneStar is designed to meet your lighting needs. From generator light kits to apparatus mounted lights to cord reel lights, Akron Brass delivers the most options for your lighting solutions.



High Impact, UV resistant
Handles & Heat Sink Cover

48 Ultra Bright LEDs
Delivering a Powerful
20,000 Lumens

Instant
On/Off

Dual Ergonomic
Handles for Easy Light
Head Positioning

Tempered Glass



ELSS-XLAC-PL



ELSS-SLDC



ELSS-XLDC



ELSS-XLAC





ELSS-XLAC2






Akron Brass Extenda-Lite Scene Lights are designed to withstand the rigors demanded by the fire service, providing superior lighting in every situation. Akron's lights are manufactured using the highest quality materials and workmanship.

LED

	Light Head	Bulb Type	Wattage	Voltage	Amps	Lumens	Certifications	Light Head Dimensions	Weight
	ELSS-SLDC	LED	150	10-32 V DC	12 (12 V DC) 6 (24 V DC)	14,000	CE RoHS	14" W x 4 1/4" H x 5.6" D (356 x 108 x 142 mm)	10 lbs (4.5 kg)
	ELSS-XLDC	LED	220	10-32 V DC	18 (12 V DC) 9 (24 V DC)	19,000	RoHS		
	ELSS-XLAC	LED	220	120 AC	1.8	20,000	UL LISTED RoHS		
	ELSS-XLAC2	LED	220	240 AC	.9	20,000	CE RoHS		
	ELRE-SLDC	LED	110	10-32 DC	9.1	14,000	RoHS	7.5" W x 5.25" H x 2.0" D (191 x 133 x 51 mm)	3 lbs (1.4 kg)
	ELRE-XLDC	LED	220	10-32 DC	18.2	28,000	RoHS	13.75" W x 5.25" H x 2.0" D (349 x 133 x 51 mm)	6 lbs (2.8 kg)

Halogen

Light Head Description	Light Head	Bulb Type	Wattage	Voltage	Amps	Lumens	Certifications	Light Head Dimensions	Available Options
	ELBE-500	Quartz Halogen	500	120 AC	4.5/2.3	10,500		13.75"W x 4"H x 3.5"D (350 x 101 x 89 mm)	SW
	ELBE-750	Quartz Halogen	750	120 AC	7	21,000			
	ELST-500	Quartz Halogen	500	120 AC	4.5/2.3	10,500	CE UL	8.75"W x 8.5"H x 5.5"D (222 x 216 x 140 mm)	WG SW
	ELST-1000	Quartz Halogen	1000	120/240 AC	9/4.5	21,500	CE UL	16.5"W x 9.5"H x 5.5"D (420 x 241 x 140 mm)	WG SW
	ELST-1500	Quartz Halogen	1500	120/240 AC	13/6.3	35,000			

*Highly Polished Specular Hammertone Reflector.

Light Head Options:



WG
Chrome Plated Wire Guard
Available on ST Series only



SW
Switch for Light Head (Includes rubber boot)
Standard on Scenestar & Revel pole mounted lights

Portable Base (PL)

Heavy-Duty Portable Lights designed to provide effective portable lighting where you need it.

- Superior powder coated aluminum construction
- Available with SceneStar®, ST Series and Beta light heads (Not recommended for use in 12V applications)
- UL listed with Stonco light heads
- Standard with prewired 12" pigtail and L5-15 (110V)*
- Meets NFPA requirements
- Triangle base for added stability



ELSS-XLAC-PL
Portable light with
SceneStar light head



PLMT - can mount a PL Light
on its side or upside down



Mounting Options:



PLMT
Portable
Mounting
Bracket

POD-PL **
PL-Series Light
mounted on the
Extenda-POD

* Specify plug if something other than standard plug is required

** When ordering PL on tripod, PL-POLE-MT bracket must also be added

ALL 110 & 220 Volt
EXTENDA-LITES use
2-Wire Plus Ground as
Standard

Tripod (POD)

Heavy-duty tripods engineered for maximum stability and durability while providing fully adjustable scene lighting from 3'-11' in height.

- Available in 4 sizes, specify size in part number when ordering. See page 141
- Custom sizes not available
- Heavy-duty anodized aluminum poles & leg braces for extreme strength and durability
- Heavy-duty 1 1/4" anodized aluminum legs provide ultimate stability
- Twist lock for quick and easy height adjustment (Standard unless otherwise specified)
- Available with any Akron Brass light head (not recommended for use in 12V applications)
- Can be used as a pull-up light while mounted to truck
- Standard with pre-wired L5-15 (110V) plug on 110 AC versions



POD-PL
PL-Series Light mounted
on the Extenda-POD

E-4750-POD
Extenda-POD with
Beta light head



Mounting Options:



POD-Bracket
3 piece tripod
mounting system



POD-PL
PL-Series Light mounted on
the Extenda-POD



POD-Bracket-Long
3 piece tripod
mounting system -
long

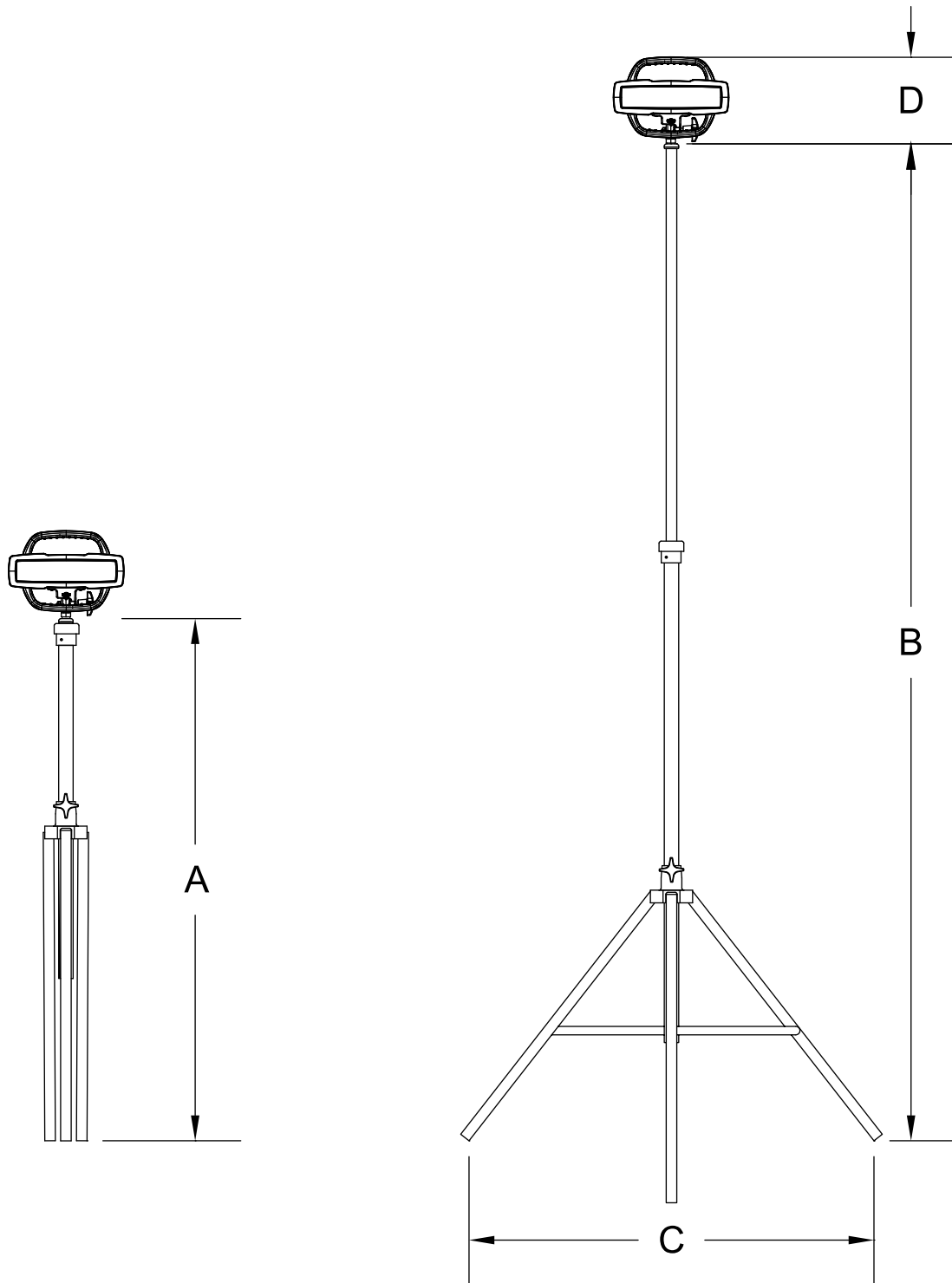


PRO
POD ring only

Other Options:



LC
Locking Collar

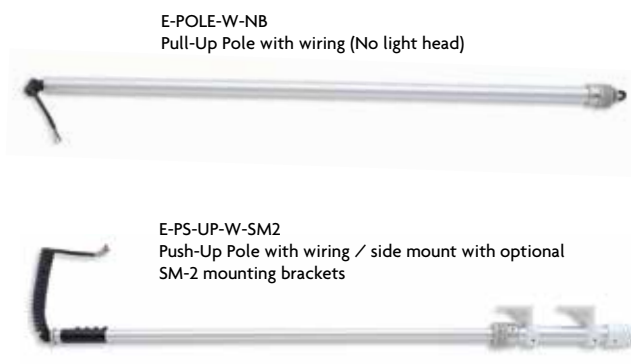


	POLE DIMENSIONS (mm)		
	A	B	C
T1	60" (1524 mm)	118" (2997.2 mm)	48" (1219.2 mm)
T4	52" (1320.8 mm)	96" (2438.4 mm)	48" (1219.2 mm)
T2	41" (1041.4 mm)	74" (1879.6 mm)	39" (990.6 mm)
T5	26" (660.4 mm)	43" (1092.2 mm)	22" (558.8 mm)

Light Head	Head Height
	D
Beta	9" (228.6 mm)
Stonco	12" (304.8 mm)
SceneStar	12" (304.8 mm)

Extenda-Lite® Pull-Up (PU) & Push-Up (PS) Lights

- Fully adjustable telescoping poles
- Pull-up Styles are standard with 58" (1473.2 mm) outside poles and 48" (1219.2 mm) inside poles
- Push-up Styles are standard with 11.5" (292.1 mm) outside poles and 60" (1524 mm) inside poles
- Custom sizes available (additional charges apply)
- Heavy-duty anodized aluminum poles
- Twist Lock for quick and easy height adjustment
- Internal coil cord (standard)
- External coil cord available
- Powder coated mounting brackets
- Available with any Akron Brass light head



Mounting Options:



Other Options:



Extenda-Lite Swiveling Bases (SB)

Akron Brass' non-telescoping swivel bases provide a permanently mounted scene light designed to rotate 350° while still allowing the light head to be tilted up or down.

- Hand knobs for quick and easy swivel adjustment
- Powder coated mounting brackets
- Available with any Akron Brass light head
- Rated for vertical mounting orientations only.



ELSS-SLDC-SB
Swivel Base with
SceneStar light head



Manual Mast (MMST)

This collapsible pole assembly is designed to be folded away into the stored position. It will accept a variety of light heads. The Manual Mast has a footprint of just 7.5" by 42" and can be permanently mounted on a flat surface. With no internal space required for storage, this pole assembly will work anywhere side mounting or internal compartment mounting is not an option. Applications include roofs of utility vehicles or trailers, tops of skid units, or even mobile generator trailers.

- One person setup in less than a minute
- Collapsed height of 5.5"
- Various pole lengths available
- Made of the same durable materials you have come to expect from the Extenda-Lite line
- Standard with stow indicator, locking brackets, and no-mar stops
- Up indicator for pole extension not included



MMST (Pole only)



ELBE-500-MMST

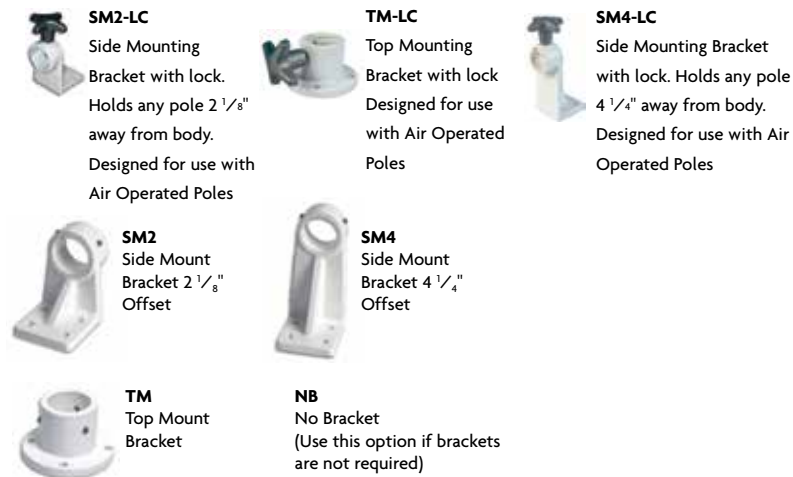
Extenda-Lite® Air Operated Poles (AO)

This pneumatically raised telescoping pole has been designed to operate off the apparatus' air system and provide effective scene lighting while keeping firefighters off the top of the apparatus.

- Light head can be manually rotated left and right and up and down for maximum adjustability
- Heavy-duty anodized aluminum poles
- Weatherproof control box with built-in air controls
- Pressure switch inside the control box turns on the light when raised
- Internally coiled cord
- Available with any Akron Brass light head
- Standard sizes are: 48 (Side Pole)/58 (outside) - 104" Extended length
38 (Side Pole)/48 (outside) - 84" Extended length



Mounting Options:



ELST-1500-AO-SM
Includes Air control Box

Brow Lights

Akron Brass' Brow lights are designed for compact apparatus perimeter lighting.

ScenStar Brow Light (BL)

- Designed specifically to fit the profile of the cab
- Provide CAB information when ordering
- Available with SceneStar and Revel lights



ELSS-XLDC-BL
19k SceneStar Brow Light



ELRE-SLDC-BL

Recessed Lights

Akron Brass' Recessed lights are designed for compact apparatus perimeter lighting.

Recessed Light (RM)

- Available with SceneStar lights
- Recessed within the apparatus body panel
- Mounts with less than 2" of depth



ELSS-SLAC-RM
(15,000 lumens)



ELSS-SLDC-RM
(14,000 lumens)

Extenda-Lite Ordering Information

To order simply choose one from column **A** (Light Head, pages 137-139), one from column **B** (Mounting Type, pages 140-144)

Mounting brackets from column **C** (Mounting brackets, page 140-144) & any additional options from column **D** (Options, page 140-144)

Example 1: 500 watt Stonco light with Pull-Up Poles & 2" Side Mount Brackets and a Up Indicator

$$\text{ELST-500} - \text{PU} - \text{SM2} - \text{UI} = \text{ELST-500-PU-SM2-UI}$$

A
B
C
D

A		B		C		D	
Light Head*		Mounting Type		Mounting Brackets		Options	
ELST-500	ST Series	PL	Portable Light Base	SM2	2" Side Mount	HC-2	2" Handle Cup
ELST-1000	ST Series	PU-PL	Pull-Up with Portable	SM2-LC	2" Side Mount with lock	HC-2SC	2" Handle cup w/stop
ELST-1500	ST Series	PU	Pull-Up	SM4	4" Side Mount	HC-4	4" Handle Cup
ELBE-500	Beta	PS-PL	Push-Up with Portable	SM4-LC	4" Side Mount with lock	HC-4SC	4" Handle Cup w/stop
ELBE-750	Beta	PS	Push-Up	TM	Top Mount	TLC	Tripod Locking Collar
ELSS-SLDC	SceneStar®	POD	Tripod	TM-LC	Top Mount with lock	LC	Locking Collar
ELSS-XLAC2	SceneStar	POD-PL	Tripod with Portable Light Base	NB	No Bracket	WG	Wire Guard (ST only)
ELSS-XLAC	SceneStar	SB	Swivel Base	POD-Bracket	3 Piece Tripod mount	SW	Switch
ELSS-XLDC	SceneStar	RM-15	Recessed Mount w/15° angle (ELSS only)	POD-Bracket-Long	3 Piece long Tripod Mount	UI	Up Indicator Switch
ELRE-SLDC	Revel™	BL	Brow Light (SceneStar only)***	PRO	Pod Ring Only	SC	Stop Collar
ELRE-XLDC	Revel	MMST	Manual Mast	PLO	Pod Ring Long Only	SC-171	Stop Collar - AO pole
		AO	Air Operated Pole	PLMT	Portable mount for PL	WO	Wire Out The Top
		SF ****	Surface Mount	PL-Pole-MT**	PL mount on POD, PS, PU		





*Refer to Pages 137-139 for Light Head options. NOTE: To order pole only, do not include column "A".

** When ordering a PL base on a POD, PS, or PU, PL-POLE-MT must be added. Refer to Price Guide for pricing with this bracket

*** Specify CAB Type when ordering.

**** Available with Revel only.

Available Plugs*

120 V	
	L5-15 Twist Lock (Standard)
	5-15 (15 AMP)
	5-20 (20 AMP)
240 V	
	L6-20 Twist Lock

* Specify if something other than L5-15 is required.



Cord Reel Lights

Cord Reel Lights are reverse wired live cord reels, which allow a plug on the cord to be plugged into a power source while the Cord Reel Light is carried to the fire ground or work site. The Cord Reel Light allows the scene to be illuminated while providing a receptacle for additional tools or lights.

- Available with Beta or SceneStar
- Available with 10" and 15" cord reels
- 10" reel standard with 100' cord
- 15" reel standard with 200' cord
- See page 149 for reel details and additional options



ECRP-10-ELBE-500
10" Cord Reel Light
with yellow cord



ECRP-10-ELSS-XLAC

Generator Light Kits

Our Generator Light Kits allow an Akron Brass Light Head to be mounted on a portable generator, providing a versatile portable light. These kits make it easy to light areas of a structure where typical fixed lights can not reach, or enables the release of apparatus back into service as their onboard generators and lighting are no longer needed at the emergency scene.

- 120V AC with ON/OFF switch
- Powder coated mounting brackets
- Available as a light kit for Honda EU1000i or EU2000i Generators only
- Available with SceneStar or ST series

Additional Options

- Heavy-duty chrome-plated wire guard (ST series only)



ELSS-XLAC-HK-LKI



ELST-500-LKI

