

CONQUEST

Electric Remote Controlled Monitor



AKRON[®]
BRASS COMPANY


CONQUEST

Electric Remote Controlled Monitor

The Conquest Electric Remote Controlled Monitor System was designed as a small compact unit with exceptional performance and value. This System is ideal for use in industrial fire suppression, vapor mitigation, and other fixed site applications.


- Brass construction of Monitor and Nozzle for use in severe environments
- Efficient flows up to 2000 gpm (7600 lpm) through a 4" waterway
- FM approved for NEC Class 1, Div. 2, Groups C&D hazardous locations
- ATEX approved Zone 2 hazardous locations, with option of Zone 1
- Electric motors with current limiting and dynamic braking
- Fixed or automatic baffle nozzles with wide angle fog pattern
- Manual overrides

MONITOR SPECIFICATIONS	
Material	Cast brass construction
Max. Flow	2000 gpm (7570 lpm)
Inlet	4" 150# flange
Outlet	3 1/2" NH
Waterway	4" (102mm) diameter internal waterway with turning vanes
Friction Loss	20 psi at 2000gpm (1.4 bar at 7600lpm) 6 psi at 1000gpm (0.42 bar at 3800lpm)
Rotation	340° rotation.
Elevation	175°, +90° above horizontal to -85° below horizontal.
Motors	AC motors with brass housings for elevation and rotation. Motors are rated for NEC Class I, Div. 2, Groups C & D locations and EX II 3 G Ex nR IIC T6 Gc (-40° C < Ta < 60° C) ATEX Zone 2 locations. Motors have manual override for operation during power failures. Specifically designed for marine use.
Operating Temperature	- 40°F to +140°F (-40°C to + 60°C)
Operating Pressure	200 psi max. (14 bar max.)
Dimensions	21 1/2" (546 mm) high, 17" (432 mm) wide (radius of motion), and 14" (356 mm) deep (radius of motion)
Weight	185 lbs. (84 kg)
Max. Reaction	1430 Lbf. (6360 N) Force
Moment At Base Inlet	1907 Lb.-ft. (2585 N-m)


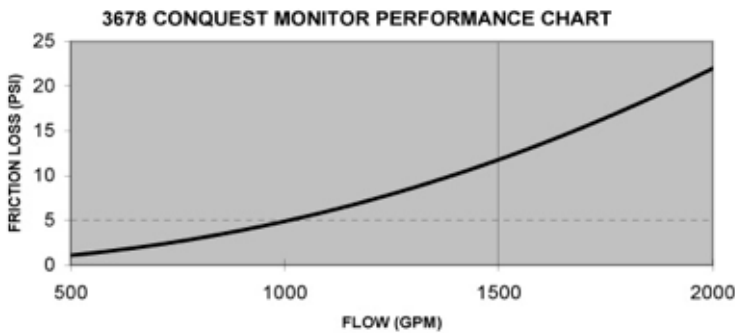


Conquest Monitor

MONITOR/NOZZLE CERTIFICATIONS AVAILABLE
FACTORY MUTUAL [FM] (UNITED STATES) Class 1, Div. 2, Groups C, D
ATEX (EUROPE) II 3 G Ex nR IIC T6 Gc (-40° C < Ta < 60° C) Zone 2
II 2G Ex d IIC T6 Gb (-20°C to +60°C) Zone 1
CSA (CANADA)



Local Operator Panel



Motor Control Unit



Nozzle Specifications

2197/5097

- Fixed orifice baffle/Constant pressure balanced baffle (automatic)
- Inlet 3-1/2" NH
- Brass construction
- Pattern straight stream to 90° wide fog
- Operating pressure maximum 150 psi (10.5 bar)
- Weight 53 lbs.
- 300-1000 gpm (1135-3800 lpm) flow range
- Reach of approx. 265 ft. at 1000 gpm



2198/5098

- Fixed orifice baffle/Constant pressure balanced baffle (automatic)
- Inlet 3-1/2" NH
- Brass construction
- Pattern straight stream to 135° wide fog
- Operating pressure maximum 150 psi (10.5 bar)
- Weight 61 lbs.
- Vapor Mitigation nozzle designed for wide fog application therefore effective reach is slightly reduced.
- 500-2000 gpm (1900-7600 lpm) flow range
- Reach of approx. 230/280 ft. at 2000 gpm



2199/5099

- Fixed orifice baffle/Constant pressure balanced baffle (automatic)
- Inlet 3-1/2" NH
- Brass construction
- Pattern straight stream to 90° wide fog
- Operating pressure maximum 150 psi (10.5 bar)
- Weight 61 lbs.
- 500-2000 gpm (1900-7600 lpm) flow range
- Reach of approx. 340/300 ft. at 2000 gpm



OPERATOR PANELS

- Master operator panels designed to control multiple monitors. Custom engineered to meet the customers operator requirements with respect to size, features and functionality. Available for Hazardous Area locations.
- Local operator panel custom engineered to meet the customers control requirements with respect to size, features and functionality. Available for Hazardous Area locations.
- Wireless handheld controls



ZONE 1



ZONE 2

MOTOR CONTROL UNIT:

- Custom three axis AC Motor Drive
- Forward and reverse operation for each motor
- Motors with current limiting protection and dynamic braking
- Manual overrides
- Master and Slave control inputs
- Two internal relays for operation of up to two valves, with max. switching voltage of 300VAC 5amps
- Operating temperature range of +140° to -40°F (Zone 2)
- FM approved- ClassI, Div.2, Groups C, D
- CE, ATEX Zone 1, II 2 G Ex d IIB T6 Gb, II 2 D Ex tb IIIB T85°C Db (-20° C to +60°C)
- CE, ATEX Zone 2, II 3 G Ex nAnC IIC T6 Gc (-40° C < Ta < 60° C)
- Enclosures NEMA 4X, IP65 (Zone 2) standard enclosure 304SS or optional 316SS, Optional EX flameproof enclosure (Zone 1)
- Input voltage 120-600VAC 50/60Hz 500w
- Optional wireless receiver for wireless remote control with hand held transmitter. (Belly Pack)
- Optional Ethernet I/O Module provides an ethernet network interface for remote operation (ATEX) II 3 G Ex nAnC IIC T4 Gc (-20° C < Ta < 50° C)
- Optional Fiber Optic Media Converter for remote operation via fiber optics (ATEX) II 3 (2) G Ex nAnC [op pr Gb] IIC T4 Gc (-20° C < Ta < 50° C)
- Optional Pushbutton Operators in door for monitor operation (ATEX)
- All systems functionally tested during final factory inspection



Custom Systems Available



Akron Brass Company
 343 Venture Blvd. | P.O. Box 86
 Wooster, OH 44691
 Phone: 330.264.5678 | 800.228.1161
 E-Mail: akroncare@idexcorp.com
 akronbrass.com